



ALTURA

ENERGY

TSXV: ALTU | OTCQB: ALTUF | FRA: Y020

May 2026

Disclaimer

THIS PRESENTATION (THE "PRESENTATION") WAS PREPARED AS A SUMMARY OVERVIEW ONLY OF THE CURRENT AFFAIRS OF ALTURA ENERGY CORP. (THE "COMPANY"). THE COMPANY DOES NOT MAKE ANY REPRESENTATION AS TO THE COMPLETENESS, TRUTH OR ACCURACY OF THE INFORMATION CONTAINED IN THIS PRESENTATION. ACCORDINGLY, ANY USE OF THIS INFORMATION IS AT YOUR RISK AND WITHOUT LIABILITY TO THE COMPANY NOR ANY OF THEIR ADVISORS, AGENTS OR REPRESENTATIVES. THE READER IS REFERRED TO THEIR PROFESSIONAL LEGAL, FINANCIAL AND TAX ADVISORS REGARDING INVESTMENT RELATED DECISIONS RESPECTING THE SECURITIES OF THE COMPANY. NO SECURITIES REGULATORY AUTHORITY OR SIMILAR AUTHORITY HAS REVIEWED OR IN ANY WAY PASSED ON THE ACCURACY OR ADEQUACY OF THIS PRESENTATION.

FORWARD-LOOKING INFORMATION

This Presentation contains certain forward-looking information and forward-looking statements (collectively "forward-looking statements") within the meaning of applicable securities legislation. All statements, other than statements of historical fact, are forward-looking statements. Forward-looking statements in this Presentation include, but are not limited to, statements regarding the plans and objectives of the Company and any other information contained herein that is not a statement of historical fact.

Forward-looking statements are based on management's reasonable estimates, expectations, analyses and opinions at the date the information is provided, and is based on a number of assumptions and subject to a variety of risks and uncertainties and other factors that could cause actual events or results to differ materially from those projected in the forward-looking information. Assumptions upon which such forward-looking information are based include, without limitation, that no significant event will occur outside the ordinary course of business of the Company; legislative and regulatory environment; costs of development and exploration work; anticipated results of exploration activities; and the ability to obtain financing on reasonable terms.

All forward-looking statements are inherently uncertain and subject to a variety of assumptions, risks and uncertainties, including risks, uncertainties and assumptions related to: the Company's ability to achieve its stated goals; the possibility that any future exploration results will not be consistent with our expectations; risks that any necessary permits will not be obtained as planned; the cyclical nature of the industry in which the Company operates; risks related to failure to obtain adequate financing on a timely basis and on acceptable terms or delays in obtaining governmental approvals; risks related to the uncertain global economic environment which could continue to negatively affect global financial markets and could negatively affect the ability to raise capital and may also result in additional and unknown risks or liabilities to the Company. Although the Company has attempted to identify important factors that could cause actual results to differ materially from those contained in forward-looking statements, there may be other factors that cause results not to be as anticipated, estimated or intended. There can be no assurance that such statements will prove to be accurate, as actual results and future events could differ materially from those anticipated in such statements. Accordingly, readers should not place undue reliance on forward-looking statements. The Company does not undertake to update any forward-looking statements that are contained herein, except in accordance with applicable securities laws.

To the extent any forward-looking information in this Presentation constitutes "future-oriented financial information" or "financial outlooks" within the meaning of applicable securities laws, such information is being provided to demonstrate the anticipated market penetration and the reader is cautioned that this information may not be appropriate for any other purpose and the reader should not place undue reliance on such future-oriented financial information and financial outlooks. Future-oriented financial information and financial outlooks, as with forward-looking information generally, are, without limitation, based on the assumptions and subject to the risks set out above. The Company's actual financial position and results of operations may differ materially from management's current expectations and, as a result, the Company's valuation may differ materially from the valuation provided in this Presentation. Such information is presented for illustrative purposes only and may not be an indication of the Company's actual financial position or results of operations.

THIRD PARTY OR INDUSTRY INFORMATION

This Presentation contains information from publicly available and other third-party sources as well as the Company's good faith estimates. While the Company believes the information was prepared by reputable sources, the Company did not independently verify the information or the underlying assumptions. No representation or warranty is made as to accuracy, completeness or reasonableness of such information. The Company disclaims any responsibility or liability whatsoever in respect of this information. Readers are cautioned to review the underlying information referenced herein, as applicable.

NON-IFRS MEASURES

This Presentation contains certain non-IFRS measures, such as EBITDA. The Company believes that these measures, in addition to conventional measures prepared in accordance with International Financial Reporting Standards ("IFRS"), provide reads an improved ability to evaluate the underlying performance of the Company. The non-IFRS measures are intended to provide additional information and should not be considered in isolation or as a substitute for measures of performance prepared in accordance with IFRS. These measures do not have any standardized meaning prescribed under IFRS, and, therefore, may not be comparable to other issuers.

Investment Highlights

A Helium Producer with Low-Risk Development and High Impact Upside

HELIUM PRODUCTION	Non-operating position in two existing Helium wells
LOW RISK DEVELOPMENT	2 Wells Re-Entered Successfully, 4 planned for low-risk growth
HIGH IMPACT UPSIDE	100% working interest in the Pinta South exploration property
MANAGEMENT	With deep operational knowledge in the oil and gas industry
MARKET ENVIRONMENT	Helium supply severely disrupted due to Middle East conflicts
ATTRACTIVE VALUATION	~\$20M M/C, ~\$2.4M Cash, funded for production growth

Execution Team

A Lifetime of Experience



Ashley Lastinger – CEO & Director

- 18+ years of oil and gas industry experience working as a petroleum engineer at global corporations such as Chevron, Apache and SM Energy
- In 2017, Ashley went to work with Rob Johnston at Atalaya Resources as the Senior Engineering and Operations Manager ahead of the company's ultimate exit in 2023



Management

Aaron Triplett

Chartered Professional Accountant (CPA, CA) with 15+ years of experience

Board of Directors

Rob Johnston - Chairman

Former EVP at Apache and Founder / Owner of Atalaya Resources – successful exit in 2023

Ian Telfer - Director

Former Chairman of Goldcorp up to the merger with Newmont Mining in 2019

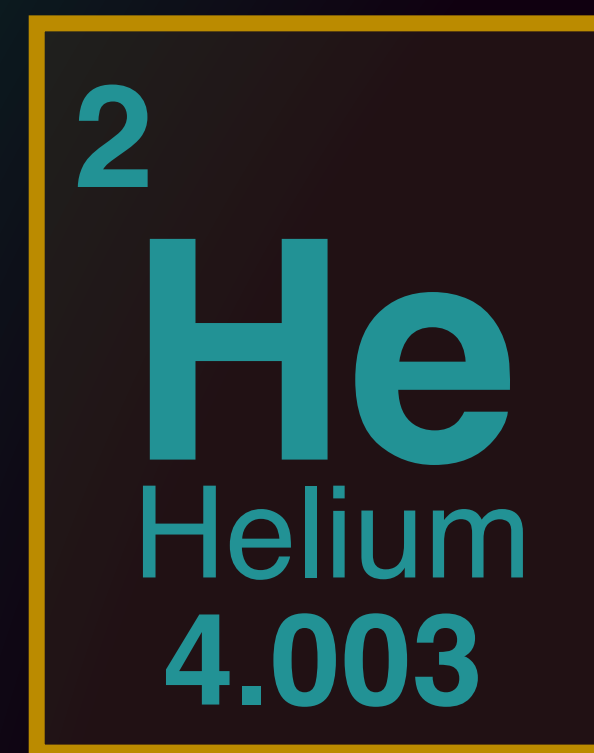
Helium Market Overview

Critical to Science & Technology

Helium's unique properties make it invaluable for several scientific applications; it cannot be synthesized, has no substitutes and is found in recoverable quantities in only a few locations globally

US\$4.2B

The global helium market size was estimated to be US\$3.9B in 2024 and is forecasted to reach around US\$7.5B by 2034¹



Uses

Semiconductors

Fiber-Optics

Modular Helium Reactors

MRI Scanners

Cryogenics

Leak Detection

Spacecrafts

Hard-Drives

Helium Market Overview

Persisting Global Shortages

Over the past 2 decades, the global helium shortage has been affecting multiple industries as supply struggles to keep pace with growing global demand

Shortage 1.0

2006-2007

Shortage 2.0

2011-2013

Shortage 3.0

2017-2020

Shortage 4.0

2022-Present

Key Factors Contributing to Helium

Shortages

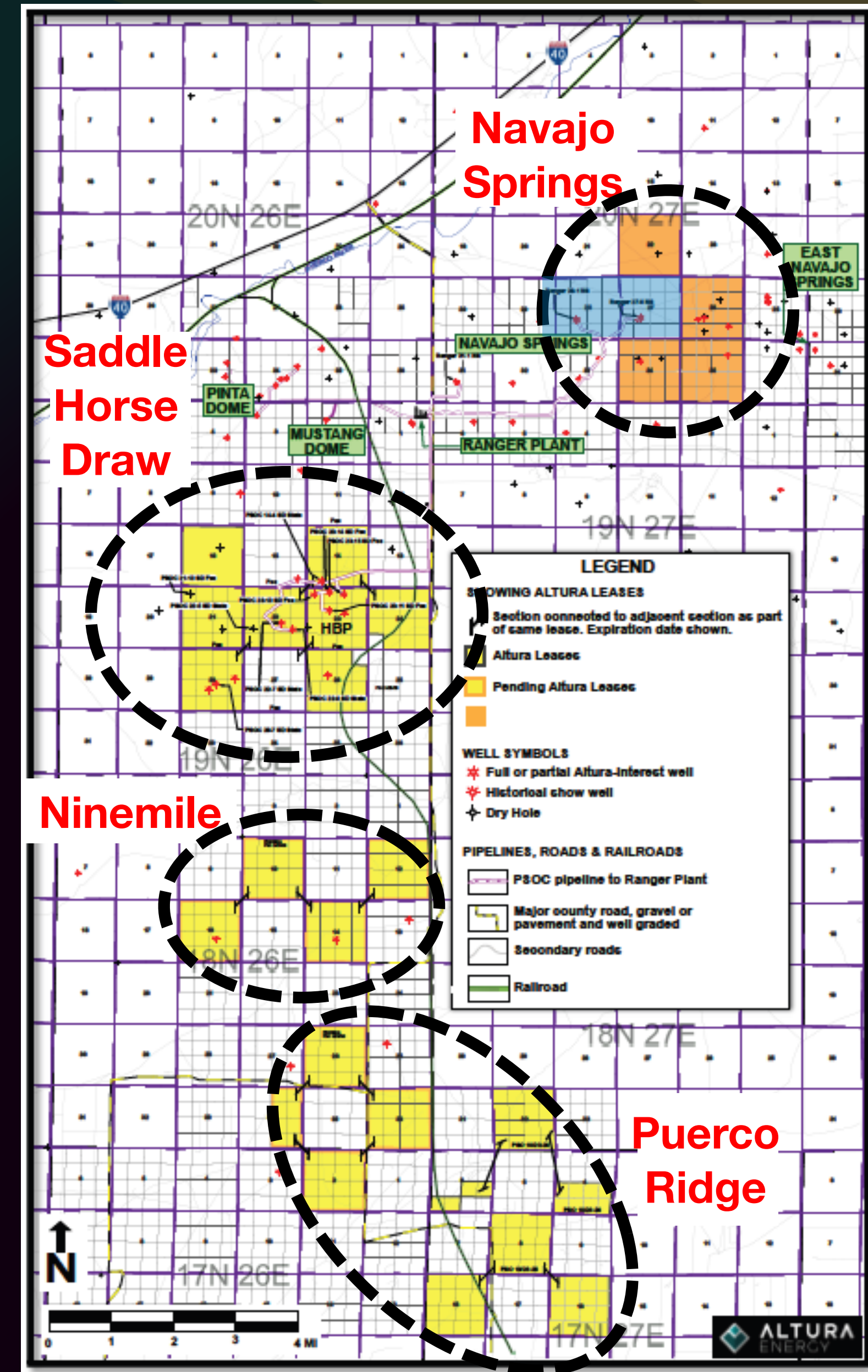
- Conflict in Middle East putting immediate pressure on supply
- Supply chain disruptions
- Continued Geopolitical tensions
- Privatization of the U.S. Federal Helium Reserve

Asset Overview

Pinta South Helium Field (PSHF)

At a Glance

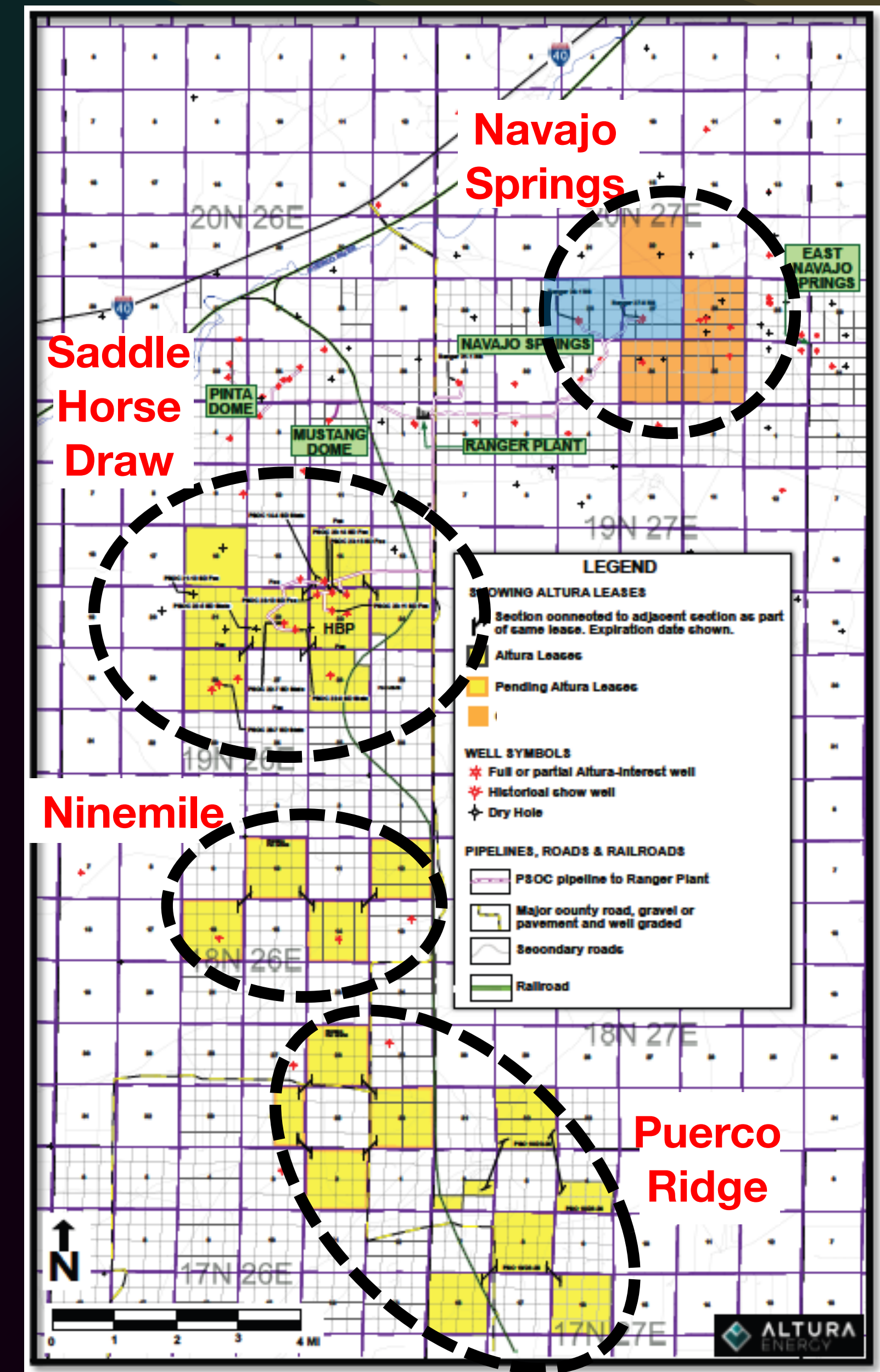
- **Acreage:** 15,594 acres
- **Helium Concentration:** 5-8% with minimal hydrocarbons¹
- **Multiple Opportunities:**
 - Recompletion of up to 6 wells connected to a pipeline in Saddle Horse Draw
 - Drilling of new wells in Navajo Springs
 - Deep target well potential in Puerco Ridge exploration play
- **Processing:** Continued access to onsite processing facility



Low-Risk Growth

Saddle Horse Draw

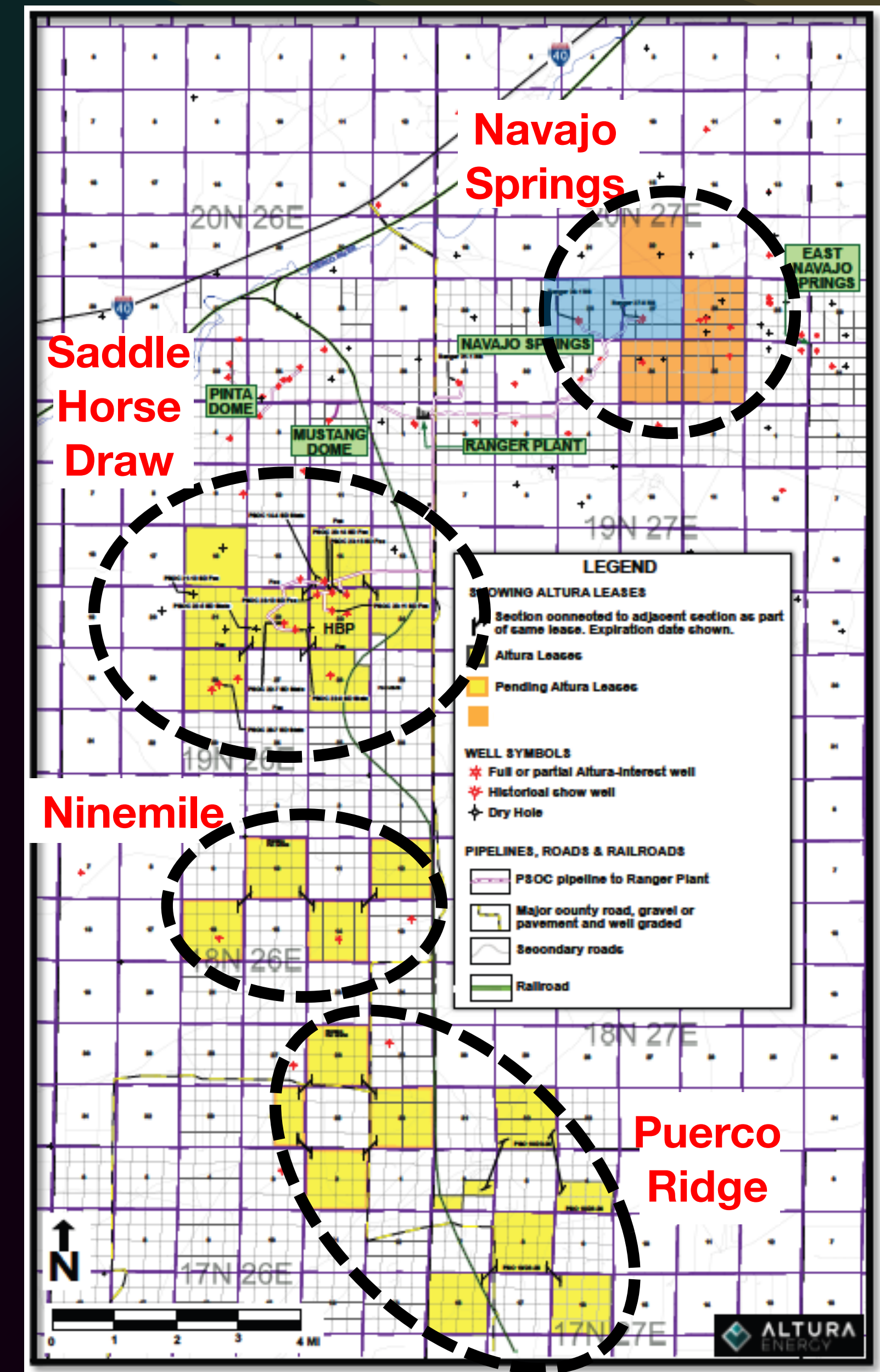
- Return to production 2 existing wells that have been successfully recompleted
- Install tubing in 2 additional wells demonstrating good flow rates (currently shut in)
- Recomplete 2 more existing wells
- Maximize production and profitability at Saddle Horse Draw
- Evaluate further low-risk exploration potential



Helium Production

Helium Production at Navajo Springs

- Current Non-Operated interest in 2 wells at 20% WI
- Latest production 45 and 60 MCFD with a helium content ranging from 7-8%
- The 2 wells have produced \$11M+ in Helium sales since 2021 to the JV
- 100% WI in surrounding acreage, offsetting the existing production
- 40-acre spacing, with an upside of 64 total wells within the proven resource in the primary formation
- Proven secondary formation at 1,500ft depth, with possible deeper targets to be explored




High Impact Exploration Upside

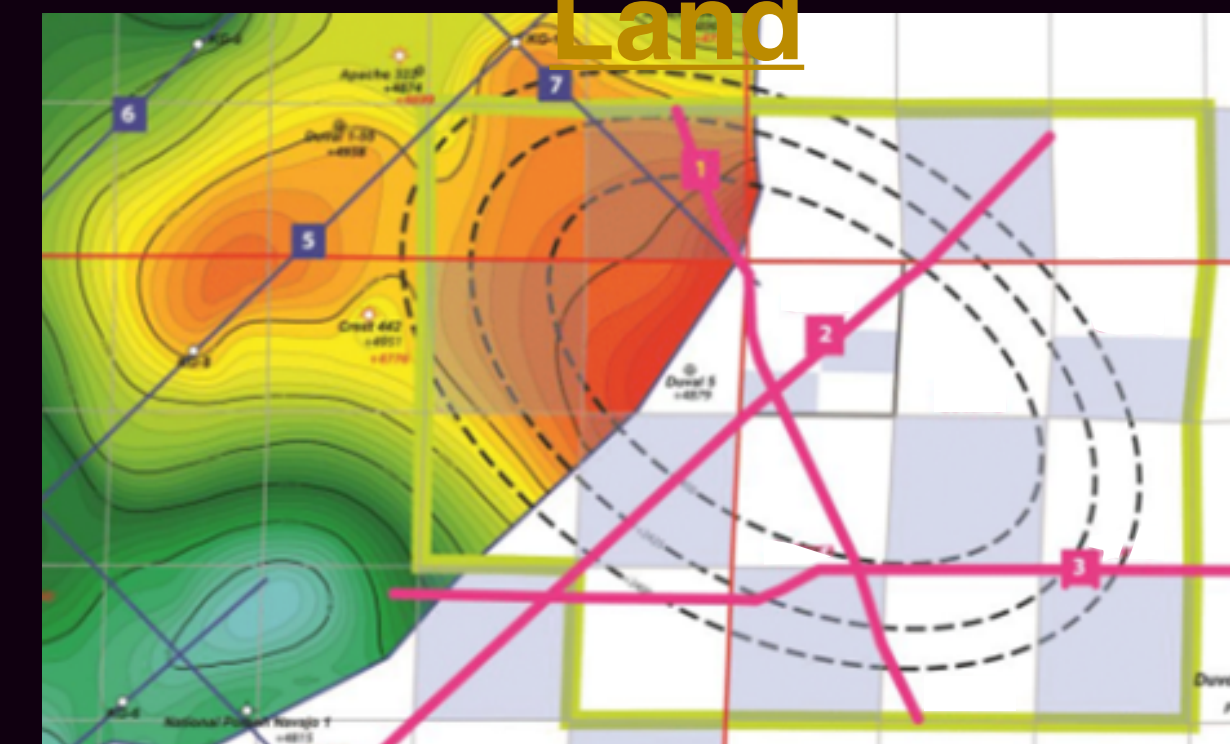
Puerco Ridge

- 2D seismic & well control indicate a climbing structural nose to the southeast^{1,2}
- Existing well control in 18N-27E & 17N-27E suggests structural closure at the basement²
- Altura plans to confirm with additional fully funded 2D seismic
- Confirmation of closure would result in $\approx 5,000$ -acre exploration opportunity in three stacked reservoirs
- Continued emphasis on developing relationships with existing landowners will help to secure lands

Puerco Ridge Basement Structure³



Additional Puerco Ridge Land



Cap Table

Structure

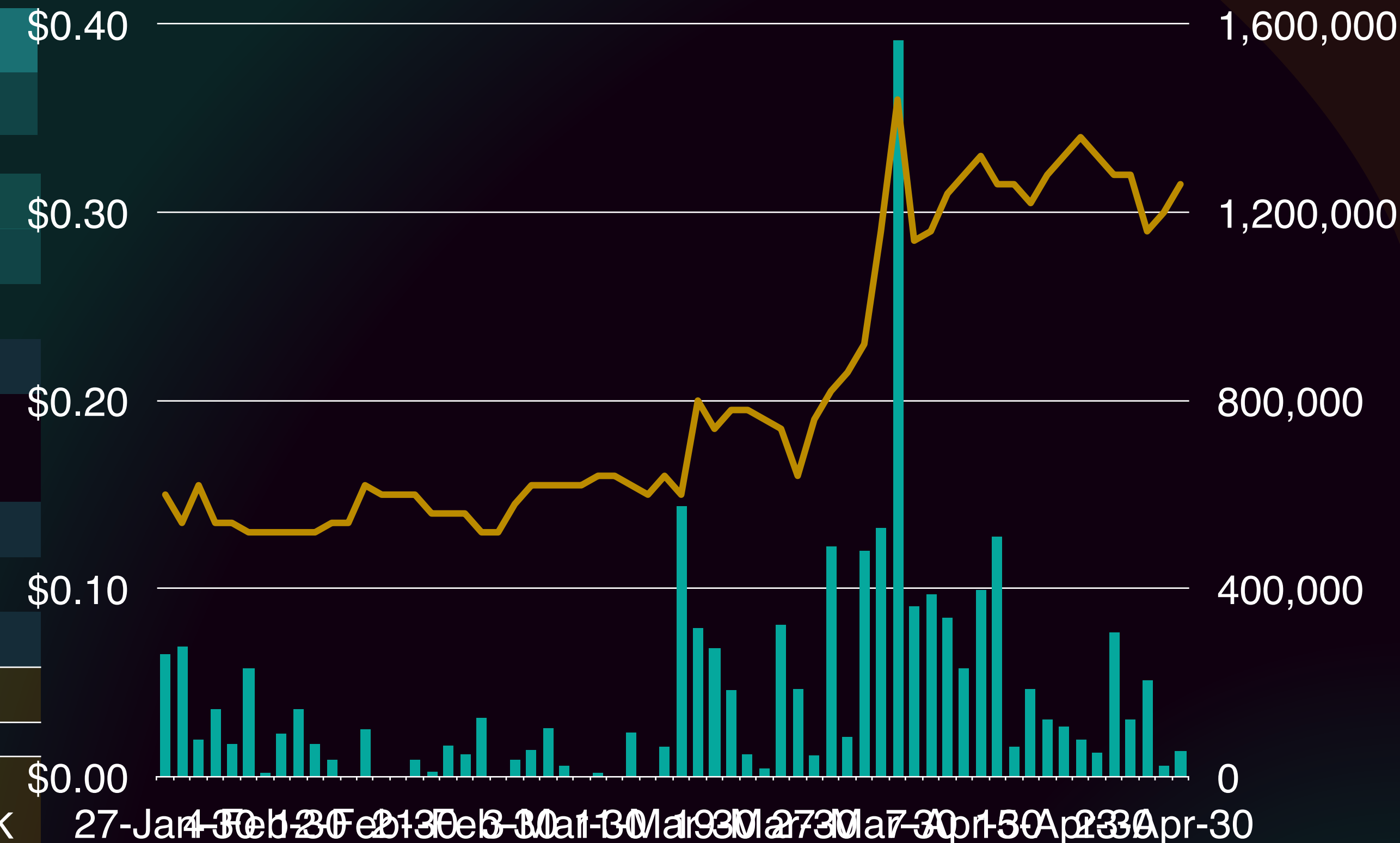
Basic		Shares	
Basic Shares Outstanding ¹		72,861,588	
Dilutive Securities	Exercise Price	Outstanding	
Warrants	\$20.00	1,250,000	
Options	\$10.00	237,000	
Options & Warrants	\$0.30	5,100,000	
Compensation Options & Warrants	\$0.25	8,166,870	
Warrants*	\$0.25	52,060,977	
Options	\$0.16	2,000,000	
Compensation Options	\$0.10	1,089,850	
Dilutive Securities		69,904,697	

*Warrant Breakdown
Fully Diluted Shares Outstanding 142,766,285
 2.5M exercisable at \$0.25, accelerator at \$0.3125 - Proceeds: \$625K

- 19.9M exercisable at \$0.25, accelerator at \$0.75 - Proceeds: \$5.0M
- 29.7M exercisable at \$0.25, accelerator at \$0.75 - Proceeds: \$7.4M

Total Potential Warrant Proceeds: \$13.0M

3-Month Chart



— Close
 ■ Volume

Contact Us



ALTURA
ENERGY

Investor Relations

Kin Communications Inc.

ALTU@kincommunications.com

(604) 684-6730

TSXV: ALTU
OTCQB: ALTUF
FRA: Y020